

www.grupponueva.com

Cement
by
GruppoNueva
one group - one mind - one vision
COLLECTION 2021

24 YEARS
1997 | 2021



Expressions of urban *surfaces*



when love and skill work together,

expect a *Masterpiece*



GruppoNueva

one group - one mind - one vision

One of the leading and emerging manufacturers, having headquarter in Morbi. Renowned for innovative ceramic excellence and a brand that stands for new thinking, Thinking that aligns with our client's need to serve them better. The group manufactures surfaces inspired by nature bringing in the warmth of natural elements with its color options and natural textures.

24 YEARS
1997 | 2021

NU
EVA
PORCELAIN

NU
EVA
MOSAICS

NU
EVA
MARBLE

GRYPHON
CERAMICS

GGCL
CERAMICS PVT LTD

GGCL
CERAMICS



Cement

by

GruppoNueva

one group - one mind - one vision

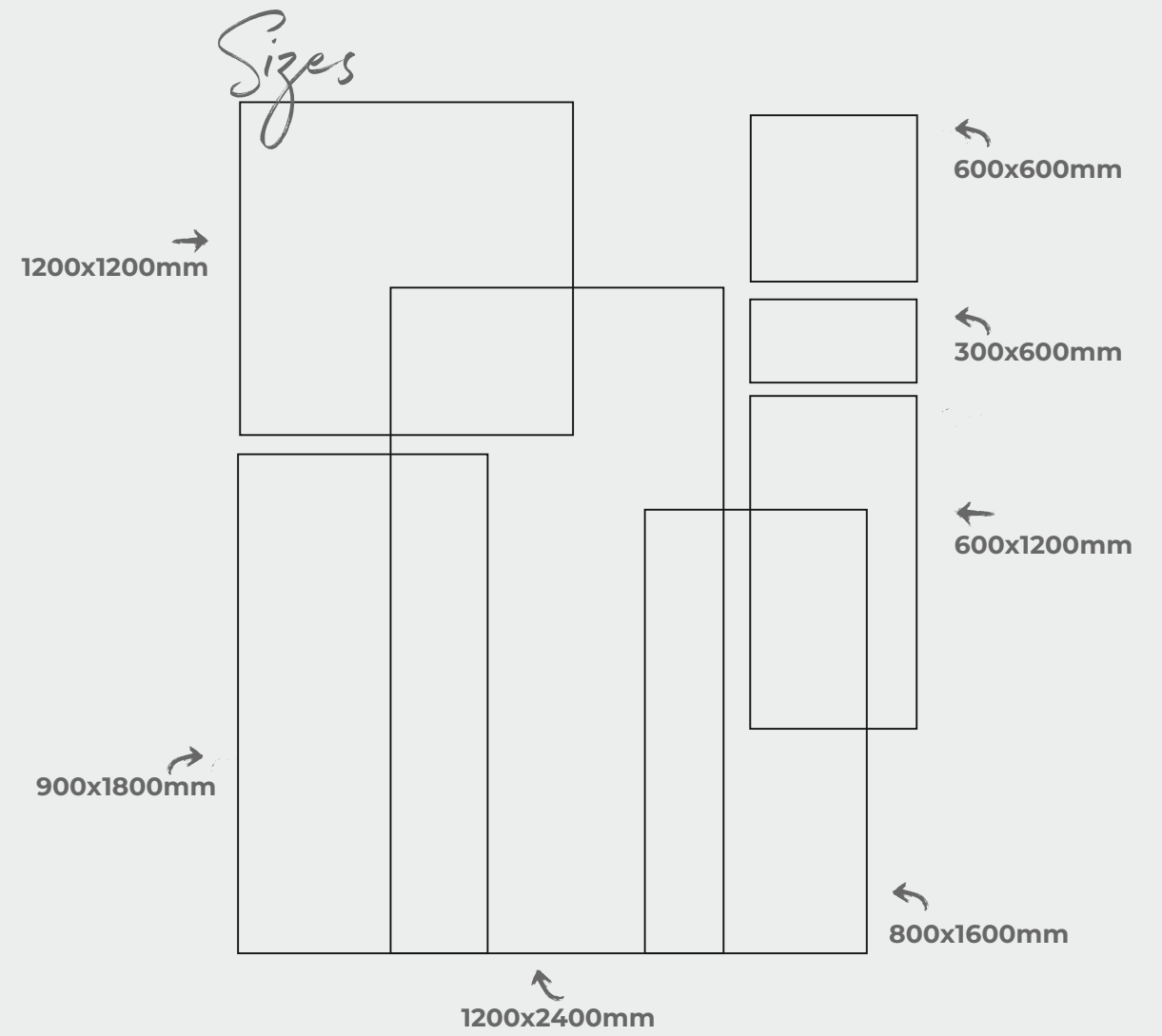
COLLECTION 2021

Cement collection is a great way to add raw, and minimalistic looks to your space. It improves the functionality of the tiles because of the concrete, long-lasting, and highly durable material that can't be easily broken or cut off

Unique **14** Design



Unique nature inspired collection with endless combinations. Subtle and strong colors with delicate veins that offers great aesthetics, lasting for decades.



 **9mm** Thickness

Lusso tiles are durable with thickness of 9MM. The tiles are available in 1200x2400mm, 1200x1200mm, 600x1200mm and 600x600mm sizes making it apt for indoor applications.



Restaurant





EURO ELEGANTE ASH

Style that never goes out of fashion, and would perfectly enhance the interior space. The opulent feature gives high finish, gloss, and poise to your space.

Suitable Applications



MALL



HOUSE



HOTEL



AIRPORT




SPA




AVAILABLE SIZES

1200x2400mm | 1200x1200mm | 900x1800mm | 800x1600
600x1200mm | 600x600mm | 300x600mm



Total Faces - 3





Showroom





EURO ELEGANTE BIANCO

Style that never goes out of fashion, and would perfectly enhance the interior space. The opulent feature gives high finish, gloss, and poise to your space.

Suitable Applications



MALL



HOUSE




HOTEL



AIRPORT



SPA



AVAILABLE SIZES

1200x2400mm | 1200x1200mm | 900x1800mm | 800x1600
600x1200mm | 600x600mm | 300x600mm




Total Faces - 3





Bathroom





LONDON GREY

Style that never goes out of fashion, and would perfectly enhance the interior space. The opulent feature gives high finish, gloss, and poise to your space.

Suitable Applications



MALL



HOUSE




HOTEL



AIRPORT



SPA



AVAILABLE SIZES

1200x2400mm | 1200x1200mm | 900x1800mm | 800x1600
600x1200mm | 600x600mm | 300x600mm



Total Faces - 3





Café



OSLO GREY

Style that never goes out of fashion, and would perfectly enhance the interior space. The opulent feature gives high finish, gloss, and poise to your space.

Suitable Applications



MALL



HOUSE




HOTEL



AIRPORT




SPA



AVAILABLE SIZES

1200x2400mm | 1200x1200mm | 900x1800mm | 800x1600
600x1200mm | 600x600mm | 300x600mm



Total Faces - 3





Bathroom



MOHER GREY

Style that never goes out of fashion, and would perfectly enhance the interior space. The opulent feature gives high finish, gloss, and poise to your space.

Suitable Applications



MALL



HOUSE



HOTEL



AIRPORT




SPA



AVAILABLE SIZES

1200x2400mm | 1200x1200mm | 900x1800mm | 800x1600
600x1200mm | 600x600mm | 300x600mm




Total Faces - 3





Showroom




TOKYO CLOUD


Style that never goes out of fashion, and would perfectly enhance the interior space. The opulent feature gives high finish, gloss, and poise to your space.

Suitable Applications


-  MALL
-  HOUSE
-  HOTEL
-  AIRPORT
-  SPA



AVAILABLE SIZES
 1200x2400mm | 1200x1200mm | 900x1800mm | 800x1600
 600x1200mm | 600x600mm | 300x600mm



Total Faces - 3





Bathroom





TOKYO SAND

Style that never goes out of fashion, and would perfectly enhance the interior space. The opulent feature gives high finish, gloss, and poise to your space.


Suitable Applications

-  MALL
-  HOUSE
-  HOTEL
-  AIRPORT
-  SPA




AVAILABLE SIZES

1200x2400mm | 1200x1200mm | 900x1800mm | 800x1600
600x1200mm | 600x600mm | 300x600mm



Total Faces - 3





Bathroom





REVIVE CONCRETE GREY

Style that never goes out of fashion, and would perfectly enhance the interior space. The opulent feature gives high finish, gloss, and poise to your space.

Suitable Applications



MALL



HOUSE



HOTEL



AIRPORT



SPA




AVAILABLE SIZES

1200x2400mm | 1200x1200mm | 900x1800mm | 800x1600
600x1200mm | 600x600mm | 300x600mm



Total Faces - 3





Bedroom





REVIVE ACTIVE WHITE

Style that never goes out of fashion, and would perfectly enhance the interior space. The opulent feature gives high finish, gloss, and poise to your space.

Suitable Applications



MALL



HOUSE



HOTEL



AIRPORT




SPA




AVAILABLE SIZES

1200x2400mm | 1200x1200mm | 900x1800mm | 800x1600
600x1200mm | 600x600mm | 300x600mm



Total Faces - 3





Bathroom



REVIVE SUMMMER SAND

Style that never goes out of fashion, and would perfectly enhance the interior space. The opulent feature gives high finish, gloss, and poise to your space.

Suitable Applications



MALL



HOUSE



HOTEL



AIRPORT



SPA



AVAILABLE SIZES

1200x2400mm | 1200x1200mm | 900x1800mm | 800x1600
600x1200mm | 600x600mm | 300x600mm



Total Faces - 3





Garden Area





SURFACE COOL GREY


Style that never goes out of fashion, and would perfectly enhance the interior space. The opulent feature gives high finish, gloss, and poise to your space.

Suitable Applications


-  MALL
-  HOUSE
-  HOTEL
-  AIRPORT
-  SPA



AVAILABLE SIZES
1200x2400mm | 1200x1200mm | 900x1800mm | 800x1600
600x1200mm | 600x600mm | 300x600mm



Total Faces - 3





Bathroom







SURFACE NIGHT


Style that never goes out of fashion, and would perfectly enhance the interior space. The opulent feature gives high finish, gloss, and poise to your space.

Suitable Applications

-  MALL
-  HOUSE
-  HOTEL
-  AIRPORT
-  SPA



AVAILABLE SIZES
1200x2400mm | 1200x1200mm | 900x1800mm | 800x1600
600x1200mm | 600x600mm | 300x600mm



Total Faces - 3





Office





SURFACE OFF WHITE

Style that never goes out of fashion, and would perfectly enhance the interior space. The opulent feature gives high finish, gloss, and poise to your space.

Suitable Applications



MALL



HOUSE



HOTEL



AIRPORT




SPA



AVAILABLE SIZES

1200x2400mm | 1200x1200mm | 900x1800mm | 800x1600
600x1200mm | 600x600mm | 300x600mm



Total Faces - 3





Bedroom





SURFACE SAND

Style that never goes out of fashion, and would perfectly enhance the interior space. The opulent feature gives high finish, gloss, and poise to your space.

Suitable Applications



MALL



HOUSE



HOTEL



AIRPORT



SPA



AVAILABLE SIZES

1200x2400mm | 1200x1200mm | 900x1800mm | 800x1600
600x1200mm | 600x600mm | 300x600mm



Total Faces - 3



Technical Specification

GLAZED VITRIFIED TILES 9mm Thickness

Dimensions & surface Quality

Characteristic	Group Bla - ISO 13006/EN-176	Group Bia IS :15622:2017	Gruppo Nueva Value	Test According to
Deviation in length and width	± 0.6%	± 0.1%	± 0.1%	ISO 10545:2/IS:13630 (P-1)
Deviation in thickness	± 5%	± 4%	± 4%	ISO 10545:2/IS:13630 (P-1)
Deviation in Staightness of sides	± 0.5%	± 0.4%	± 0.1%	ISO 10545:2/IS:13630 (P-1)
Deviation in Rectangualrity	± 0.6%	± 0.1%	± 0.1%	ISO 10545:2/IS:13630 (P-1)
Deviation in Surface Flatness	± 0.5%	± 0.2%	± 0.2%	ISO 10545:2/IS:13630 (P-1)
Surface Quality (%)	Minimum 95%	Minimum 95%	No visible defects	ISO 10545:2/IS:13630 (P-1)
Glossiness with Nano	Declared by manufacture	-	Above 90	ISO 2813 (Glossy meter)

Physical charactersitics

Characteristic	Group Bla - ISO 13006/EN-176	Group Bia IS :15622:2017	Gruppo Nueva Value	Test According to
Scratch Hardness of surface Moh's scale	Min. 3	Min. 3	Min. 3	EN-101/IS:13630 (P-13)
Water absorption	≤0.05%	Averages 0.08, Individual maximum 0.10%	<0.05%	ISO 10545:3/IS: 13630 (P-2)
Moisture Expansion	Nil	-	Nil	ISO 10545:10
Surface Abrassion	Required	Required	PEI 2 - 4	ISO 10545:7/IS:13630 (P-12)

Mechanical charactersitics

Characteristic	Group Bla - ISO 13006/EN-176	Group Bia IS :15622:2017	Gruppo Nueva Value	Test According to
Breaking strength	1300 N	Min 1300 N	≥ 1800 N	ISO 10545:4/IS: 13630 (P-6)
Modulus of rupture	>35 N/mm2	Average 35, Individual minimum 32	≥ 35 N/mm2	ISO 10545:4/IS: 13630 (P-6)

Safety charactersitics

Characteristic	Group Bla - ISO 13006/EN-176	Group Bia IS :15622:2017	Gruppo Nueva Value	Test According to
Density	2.20 gm/cc	Min 2.20 gm/cc	2.25 gm/cc	DIN 51082/IS: 13630 (P-2)
Skid resistance (Friction coefficient)	≥0.4	-	≥ 0.4	ISO 10545:17

Thermo photo characteristic

Characteristic	Group Bla - ISO 13006/EN-176	Group Bia IS :15622:2017	Gruppo Nueva Value	Test According to
Thermal shock resistance	Resistant to 10 cycles	Min 10 cycles	Pass min 10 cycles	ISO 10545:9/IS: 13630 (P-5)
Co efficient of thermal expansion	9×10-6K-1Max	6×10-6K-1Max	<6×10-6K-1 Max	ISO 10545:8/IS:13630 (P-4)
Frost resistance	Resistant	Required	Need to comply with the standard	ISO 10545:12/IS: 13630 (P-10)
Color Resistance to UV light	Resistant	-	Resistant	DIN 51094

Chemical characteristics charactersitics

Characteristic	Group Bla - ISO 13006/EN-176	Group Bia IS :15622:2017	Gruppo Nueva Value	Test According to
Stain Resistance	Min class-3	Required	Min conform to class-3*	ISO 10545:14
Chemical Resistance HOUSE HOLD CHEMICAL & SWIMMING POOL SALT	min class-UB	Required	Conform to classes-UA*	ISO 10545:13/IS:13630 (P-7)
Chemical Resistance LOW CONCENTRATIONS ACID & ALKALIES	min class-ULB	Required	Conform to classes-ULA*	ISO 10545:13/IS:13630 (P-7)
Chemical Resistance HIGH CONCENTRATIONS ACID & ALKALIES	min class-UHB	Required	Conform to classes-UHA*	ISO 10545:13/IS:13630 (P-7)

PACKING DETAILS

Dimensions & Thickness (mm)	No.of tiles /box	Surface	Coverage Area	Box Weight
1200X2400X9	1	Polished / HG / Smooth / Rough	2.88 sqm	62 kg (Avg)
1200x1200x9	2	Polished / HG / Smooth / Rough	2.88 sqm	62 kg (Avg)
600x1200x9	2	Polished / HG / Smooth / Roughed	1.44 sqm	31 kg (Avg)
600x600x8.5	4	Polished / HG / Smooth / Roughed	1.44 sqm	28 kg (Avg)
300x600x8.5	6	Polished / HG / Smooth / Roughed	1.08 sqm	21 kg (Avg)

· Vitrified tiles have resistance to most of the stains/chemicals but, it is recommended to take due care while laying and for day-to-day maintenance.

· Resistance to acids & alkalies (Exception Hydrofluoric acids & its Compounds)

· Colours in the catalogue are as accurate as printing process allows. Please check actual tile sample before making the final selection

· Sizes mentioned in the catalogue are nominal sizes only.

· No claim will be entertained once the tiles are fixed.

· For better laying. Please follow the instructions on the packaging box.

· Please make sure to check the shade/finish with the sales agent/ dealer making the final purchase because there might be variation in actual finish that shown in the catalogue. The company will not bear any loss in such case.

