

A large, vertical image of a marbled surface, likely a stone or marble, with intricate, swirling patterns in shades of grey, white, and black. The texture is organic and fluid, with veins and swirls that create a sense of depth and movement. The image is framed by a thin white border.

Gruppo Nueva™

COLLECTION - 2024

LUCIDA
EXCLUSIVE COLLECTION



GruppoNueva™



A WAY TO KEEP MOVING

Grupponueva established in 1997, is a forerunner in the production and distribution of porcelain tiles and countertops, floors and walls, and we are a major player in the Indian ceramics industry.

The company's headquarters, manufacturing facilities, export houses, and laboratories are all located in the tiling hub of India, Morbi, Gujarat.

Every day, we work to make "grupponueva" the most well-known and admired organization in the world, one in which premium standards are maintained without compromising on price. We anticipate that through broadening our base of clients and providers, grupponueva will become a standard bearer in the international ceramic tile market.



GruppoNueva™

LOOKING TO SPICE UP YOUR DECOR?

Showcasing Lucida Collection with a glittering finish and exceptional craftsmanship, easy to clean and maintain with a wipe once a day and build strong enough that once installed will stand the test of time, its applications range from your personal space to offices, airports, and train stations to just about anywhere. Suitable for both floor and wall installation, its remarkable design is a great buy for large-scale endeavors.

TECHNICAL SPECIFICATION

grupponueva's state-of-the-art production line is equipped with cutting-edge technology, ensuring the highest levels of production dependability, worker safety, and environmental sustainability.

To meet the demand of the modern and diversified market, our departments and production equipment are equipped with modern technology!

By utilizing cutting-edge machines like the SCAMI PH8200, the system Lamgea, and the ceramic moldless press, our factory is capable of producing tiles of unrivaled quality in India.



water proof



crazing
resistance



fire proof



chemical
resistance



stain
resistance



scratch
resistance



dimension
and appearance



thermal
resistance



frost
resistance

APPLICATIONS



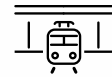
residential



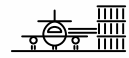
restaurant



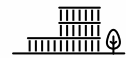
hospital



train station



airports



offices and
headquarters



malls



shops

WHERE TO INSTALL? EASILY APPLICABLE

Tiles are one of the most versatile building materials, since they can be used in both indoor and outdoor settings. They are lovely, need little upkeep, and hold up well over time.

Introducing Lucida Exclusive Collection, our new series ideal for all official locations where aesthetics are paramount. This tile is ideal for residential use as it provides a gloss of serenity for families, has an easy-to-clean surface, and is constructed from the highest quality materials to withstand the test of time, making it the best choice for airports, hospitals, corporate offices, train stations, malls, and shops.

Lucida has an enticing handcrafted appearance characterized by perfect edges and a glossy surface finish that undulates the pattern.

Aesthetically pleasing tiles that provide a personal touch to any environment, A stunning addition to any living area, this dynamic choice for the wall and floor will make your interior seem and feel more inviting and welcoming than ever before.





NUMEROUS SIZES OF LUCIDA EXCLUSIVE COLLECTION

Finding the optimal size of tiles to complement your home's interior may be a tricky process. It is necessary to balance usefulness and beauty. Because of their durability, Lucida glossy tiles are available in a variety of sizes. This fantastic series is available in a variety of sizes:

NUMEROUS COLORS OF LUCIDA EXCLUSIVE COLLECTION

Choose from the greatest glossy color palettes that are suited according to your taste and have superb aesthetics and a dynamic style that is always fascinating to look at!



**THE EXCELLENT ARTISTRY OF
REMARKABLE VIGOR AND PANACHE**

Presenting superior craftsmanship with a fusion of strength and fashion. This radiant collection is available in 8.5 mm thickness and comes in various finishes and colors that are easy to mix and match, encompassing a unique poise.


THICKNESS
8.5 mm




Embrace the fine balance between wealthy texture and vivid colors. With precious and sassy looks changing the ambiance of your place.

Collection sizes at a glance


The formats, colors, and finishes are from wide variety of design styles and spaces.



24 x 48 in / 60 x 120 cm

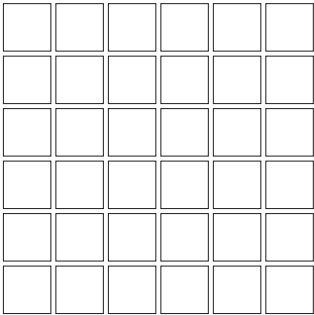


24 x 24 in / 60 x 60 cm




12 x 24 in / 30 x 60 cm

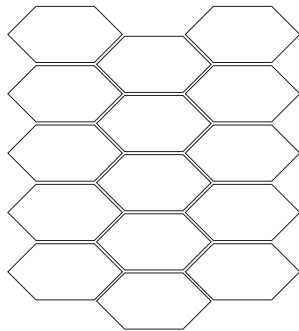
Mosaics



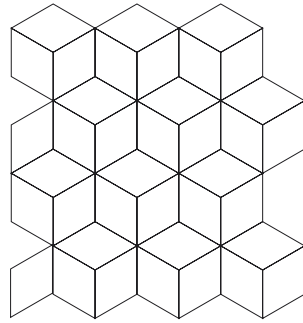
48x48mm
Square Mosaic




23x73mm
Herringbone Mosaic




48x117mm
Pickets Mosaic



48x80mm
Rhombus Mosaic




48x55.5mm
Hexagon Mosaic




48x80mm
Diamond Mosaic

Collection colors at a glance


The refined beauty of a genuine tile pattern.
Glazed porcelain that looks just like the finest tiles from the world's top quarries.



Bianco River



Palissandro Light




Hilton Light Grey




Hilton Bianco




Dolomite Sand



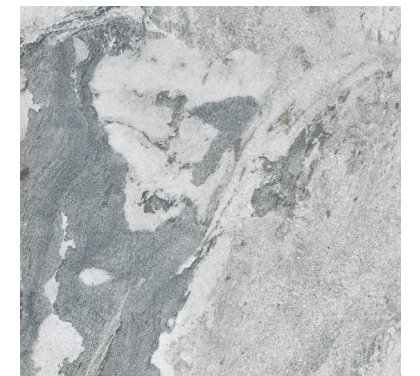
Niro White




Hilton Grey



Pisa Gold



Rivera Silver



Oslo Grey

LUCIDA
EXCLUSIVE COLLECTION

Bianco River

Elevate Your **S**pace with **E**legance.

Stone Inspiration

Glazed Porcelain Tiles



Stone Inspiration

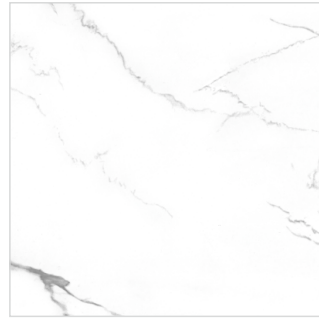
Glazed Porcelain Tiles

BIANCO RIVER

FINISH : GLOSSY / MATT



60 x 120 cm / 24" x 48" / R-5



60 x 60 cm
/ 24" x 24" / R-10




30 x 60 cm
/ 12" x 24" / R-16

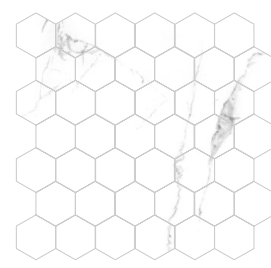
Mosaics



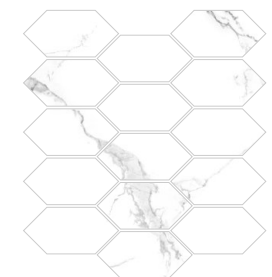
48x48mm
Square Mosaic



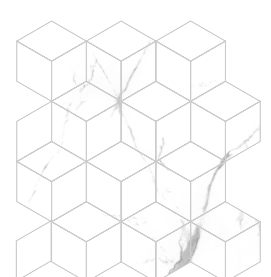
23x73mm
Herringbone Mosaic




48x55.5mm
Hexagon Mosaic



48x117mm
Pickets Mosaic




48x80mm
Rhombus Mosaic



48x80mm
Diamond Mosaic

Stone Inspiration



24 x 24 in / 60 x 60 cm | Bhukhara Fantasy Clay | Random - 10

Glazed Porcelain Tiles



Bianco River | Glossy / Matt

Stone Inspiration



Glazed Porcelain Tiles

LUCIDA
EXCLUSIVE COLLECTION

Palissandro Light

Elevate Your **S**pace with **E**legance.




Stone Inspiration

Glazed Porcelain Tiles

the ha
you w
the lu
you

PALISSANDRO LIGHT

FINISH : GLOSSY / MATT



60 x 120 cm / 24" x 48" / R-4




60 x 60 cm
/ 24" x 24" / R-8




30 x 60 cm
/ 12" x 24" / R-16


Mosaics




48x48mm
Square Mosaic




23x73mm
Herringbone Mosaic




48x55.5mm
Hexagon Mosaic



48x117mm
Pickets Mosaic



48x80mm
Rhombus Mosaic



48x80mm
Diamond Mosaic



24 x 24 in / 60 x 60 cm | Bhukhara Fantasy Clay | Random - 08



Palissandro Light | Glossy / Matt

Stone Inspiration



Glazed Porcelain Tiles

LUCIDA
EXCLUSIVE COLLECTION

Hilton Grey

Elevate Your **S**pace with **E**legance.




Stone Inspiration


Glazed Porcelain Tiles

HILTON GREY


FINISH : MATT



60 x 120 cm / 24" x 48" / R-6




60 x 60 cm
/ 24" x 24" / R-8




30 x 60 cm
/ 12" x 24" / R-16


Mosaics




48x48mm
Square Mosaic




23x73mm
Herringbone Mosaic




48x55.5mm
Hexagon Mosaic




48x117mm
Pickets Mosaic



48x80mm
Rhombus Mosaic



48x80mm
Diamond Mosaic



24 x 24 in / 60 x 60 cm | Hilton Grey | Random - 08



Hilton Grey | Matt

Stone Inspiration



Glazed Porcelain Tiles

LUCIDA
EXCLUSIVE COLLECTION

Hilton Light Grey

Elevate Your **S**pace with **E**legance.




HILTON LIGHT GREY

FINISH : MATT



60 x 120 cm / 24" x 48" / R-6




60 x 60 cm / 24" x 24" / R-8




30 x 60 cm / 12" x 24" / R-16


Mosaics




48x48mm
Square Mosaic




23x73mm
Herringbone Mosaic




48x55.5mm
Hexagon Mosaic



48x117mm
Pickets Mosaic



48x80mm
Rhombus Mosaic



48x80mm
Diamond Mosaic



24 x 24 in / 60 x 60 cm | Hilton Light Grey | Random - 08



Hilton Light Grey | Matt

Stone Inspiration



Glazed Porcelain Tiles

LUCIDA
EXCLUSIVE COLLECTION

Hilton Bianco

Elevate Your **S**pace with **E**legance.



Stone Inspiration

Glazed Porcelain Tiles

HILTON BIANCO

FINISH : MATT



60 x 120 cm / 24" x 48" / R-6




60 x 60 cm
/ 24" x 24" / R-8



30 x 60 cm
/ 12" x 24" / R-16

Mosaics



48x48mm
Square Mosaic



23x73mm
Herringbone Mosaic




48x55.5mm
Hexagon Mosaic



48x117mm
Pickets Mosaic



48x80mm
Rhombus Mosaic



48x80mm
Diamond Mosaic



24 x 24 in / 60 x 60 cm | Hilton Bianco | Random - 08



Hilton Bianco | Matt



LUCIDA
EXCLUSIVE COLLECTION

Rivera Silver

Elevate Your **S**pace with **E**legance.

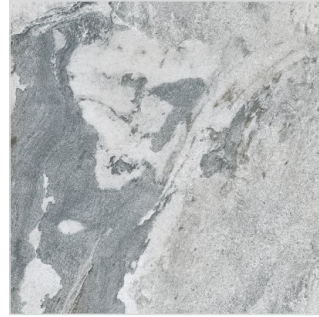


RIVERA SILVER

FINISH : MATT



60 x 120 cm / 24" x 48" / R-6




60 x 60 cm
/ 24" x 24" / R-8



30 x 60 cm
/ 12" x 24" / R-16

Mosaics




48x48mm
Square Mosaic



23x73mm
Herringbone Mosaic




48x55.5mm
Hexagon Mosaic



48x117mm
Pickets Mosaic



48x80mm
Rhombus Mosaic



48x80mm
Diamond Mosaic



24 x 24 in / 60 x 60 cm | Rivera Silver | Random - 08



Rivera Silver | Matt

Stone Inspiration



Glazed Porcelain Tiles

LUCIDA
EXCLUSIVE COLLECTION

Dolomite Sand

Elevate Your **S**pace with **E**legance.

Stone Inspiration

Glazed Porcelain Tiles



Stone Inspiration

Glazed Porcelain Tiles

DOLOMITE SAND

FINISH : MATT



60 x 120 cm / 24" x 48" / R-6



60 x 60 cm
/ 24" x 24" / R-8



30 x 60 cm
/ 12" x 24" / R-16

Mosaics



48x48mm
Square Mosaic




23x73mm
Herringbone Mosaic




48x55.5mm
Hexagon Mosaic



48x117mm
Pickets Mosaic



48x80mm
Rhombus Mosaic



48x80mm
Diamond Mosaic



24 x 24 in / 60 x 60 cm | Dolomite Sand | Random - 08



Dolomite Sand | Matt



Glazed Porcelain Tiles

LUCIDA
EXCLUSIVE COLLECTION

Niro White

Elevate Your **S**pace with **E**legance.

Stone Inspiration

Glazed Porcelain Tiles



Stone Inspiration


Glazed Porcelain Tiles

NIRO WHITE

FINISH : GLOSSY / MATT



60 x 120 cm / 24" x 48" / R-6




60 x 60 cm / 24" x 24" / R-8




30 x 60 cm / 12" x 24" / R-16

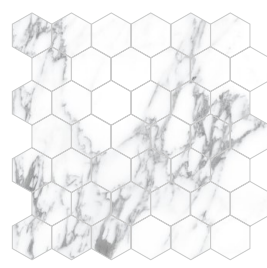
Mosaics



48x48mm Square Mosaic




23x73mm Herringbone Mosaic




48x55.5mm Hexagon Mosaic



48x117mm Pickets Mosaic



48x80mm Rhombus Mosaic



48x80mm Diamond Mosaic



24 x 24 in / 60 x 60 cm | Niro White | Random - 08



Niro White | Glossy / Matt

Stone Inspiration



Glazed Porcelain Tiles

LUCIDA
EXCLUSIVE COLLECTION

Pisa Gold

Elevate Your **S**pace with **E**legance.

Stone Inspiration

Glazed Porcelain Tiles

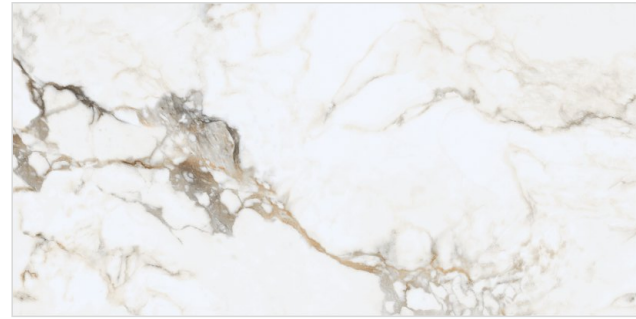


Stone Inspiration

Glazed Porcelain Tiles

PISA GOLD

FINISH : GLOSSY / MATT



60 x 120 cm / 24" x 48" / R-8

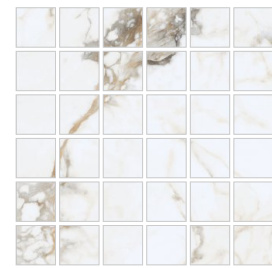


60 x 60 cm / 24" x 24" / R-8



30 x 60 cm / 12" x 24" / R-16

Mosaics



48x48mm
Square Mosaic



23x73mm
Herringbone Mosaic




48x55.5mm
Hexagon Mosaic



48x117mm
Pickets Mosaic



48x80mm
Rhombus Mosaic



48x80mm
Diamond Mosaic



24 x 24 in / 60 x 60 cm | Pisa Gold | Random - 08



Pisa Gold | Glossy / Matt

Stone Inspiration



Glazed Porcelain Tiles

LUCIDA
EXCLUSIVE COLLECTION

Oslo Grey

Elevate Your **S**pace with **E**legance.

Stone Inspiration

Glazed Porcelain Tiles




Stone Inspiration


Glazed Porcelain Tiles

OSLO GREY


FINISH : MATT



60 x 120 cm / 24" x 48" / R-4




60 x 60 cm
/ 24" x 24" / R-8




30 x 60 cm
/ 12" x 24" / R-16


Mosaics




48x48mm
Square Mosaic




23x73mm
Herringbone Mosaic




48x55.5mm
Hexagon Mosaic



48x117mm
Pickets Mosaic



48x80mm
Rhombus Mosaic



48x80mm
Diamond Mosaic




24 x 24 in / 60 x 60 cm | Oslo Grey | Random - 08



Oslo Grey | Matt

Stone Inspiration



Glazed Porcelain Tiles

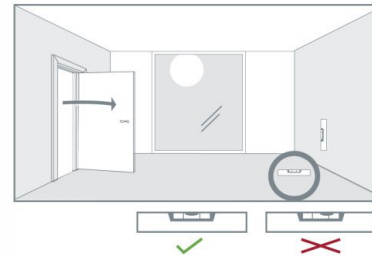
TECHNICAL INFORMATION



Before (beginning the) laying (of) ceramic material, you should take the following aspects into account:

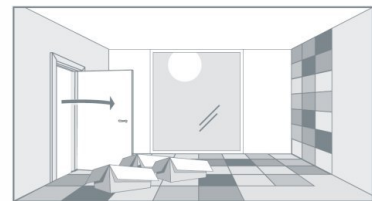
- Check if the ceramic material is suitable for (use at) the selected site, according to its specifications and technical characteristics;
- Check whether there is enough material to conclude the work;
- Check the boxes to see/confirm in the boxes if the product is in the same shade, choice and caliber;
- Claims regarding these items cannot be accepted after tile setting.

The good performance of the ceramic material depends strongly on the conditions of application for which it is extremely important to ensure the following assumptions:



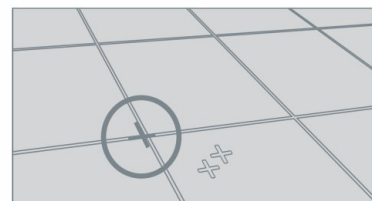
SUPPORT

The support must be stable, free of debris, dust and cracks. Curing times and stability of the treatments to which the support may have been subjected should be respected. You should check its flatness and stabilize it, if necessary with the help of products suitable for the purpose. These aspects are vital for wall and floor ceramic tiles.



MATERIAL

For a better visual effect of the product, it is advisable to use alternating ceramic pieces taken from various packages simultaneously. If the product has shade variations or has different graphics and shades, it should be applied randomly.

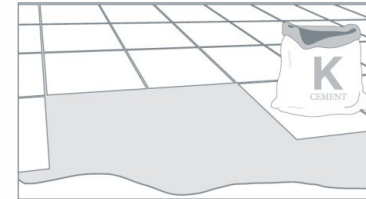


finishing	application .pose		
	indoor	outdoor	raised floor
natural	3mm	4mm	—
rectified	2mm	3mm	—
20mm rectified	2mm	3mm	3mm

JOINTS FOR TILE-LAYING

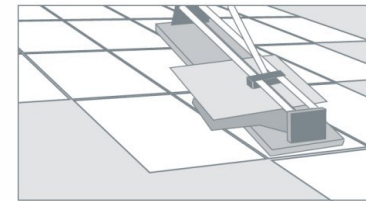
For a perfect application of the ceramic pieces, you should definitely use joints. They fulfill important aesthetic and technical functions, facilitating alignment of the materials, absorbing any possible deformation liable to be felt in the structure - floor and wall - thus preventing the transmission of deformations to the ceramic pieces. Use the minimum recommended joints so as to ensure a good aesthetic aspect of the ceramic pieces, and respect the rules of application as follows: Table of minimum mandatory joints:

Important note: in addition to the minimum joint size shown in the table above, it is essential to comply with the standards for the application of ceramic material in force in the country of destination.



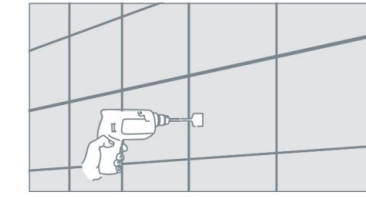
GLUE AND MORTAR

The mortars, grouting mortars, glue-cements, and glues to be used should take into account both the support and the intended purpose of the ceramic pieces - indoor, outdoor, wall, floor - and their typology - porcelain stoneware. You should follow the instructions provided by the manufacturer on its use.




CUTTING INSTRUCTIONS

We recommend wet cutting or the score and snap method during the installation process. Do not dry cut using power tools during the installation process. Improper installation techniques could expose installer to harmful silica dust.



HOLES

For drilling you should use diamond twist drills with a diameter adaptable to the desired hole.



SAFETY AND PREPARATION FOR LAYING THE MATERIALS.

We advise the use of appropriate PPE (personal protective equipment), namely safety footwear, protective gloves and even goggles (safety glasses) and hearing protection in operation of cutting material.

Good practices must be followed in terms of lifting and carrying loads.



PROTECTION AND CLEANING

All residues of glue and grout mortar should be cleaned from the surface of the parts immediately after application and in accordance with the manufacturer's instructions. Immediately after the laying of ceramic material it is recommended that the ceramic parts are / will be duly protected. For dirt removal after the work, such as left-over joints, cements, etc., it is recommended that you use a buffered descaling acid to remove all residues.

In daily maintenance, ordinary detergents may be used, respecting the dilutions recommended by the respective manufacturer.

Regarding decorated pieces, you should avoid the use of abrasive cleansers that may damage the pieces.

Pieces decorated through the depositing of titanium particles - Gold and Silver - which give them a metallic aspect should be handled with care. The final cleaning and maintenance of this type of product should be made with detergents suitable for metals - stainless steel brightener - so as to create an antistatic effect that can repel dirt and protect the product from fats and corrosion.

Regular cleaning of the product should be done with a damp cloth moisturized with water or window cleaner, and after it gets dry, a dry cloth shall be used.

TILES LOOK

FLOOR | WALL
LUCIDA
 EXCLUSIVE COLLECTION

SIZES

			Thickness	Sq. M./ Carton	Pieces/ Carton
	24x24 Floor Tile	(60cm x 60cm)	8.5 MM	1.44 SQM	4
	12x24 Floor Tile	(30cm x 60cm)	8.5 MM	1.44 SQM	8
	24x48 Floor Tile	(60cm x 120cm)	8.5 MM	1.44 SQM	2
	2x2 Square Mosaic		8.5 MM	0.956 SQM	10
	1x3 Herringbone Mosaic		8.5 MM	1.013 SQM	10
	2x2 Hexagon Mosaic		8.5 MM	0.966 SQM	10
	2x6 Pickets Mosaic		8.5 MM	0.848 SQM	10
	2x2 Rhombus Mosaic		8.5 MM	1.107 SQM	10
	2x2 Diamond Mosaic		8.5 MM	0.924 SQM	10

APPLICATIONS


	Target DCOF wet	Suitable
Dry & Level Interior Floor	N/A	✓
Wet & Level Interior Floor	≥0.42	
Shower Floors (Residential or Light Commercial)	≥0.42	
Exterior Floor Applications (including pool decking & other wet areas with minimal footwear)	≥0.60	
Ramps & Inclines	≥0.65	
Walls/Backsplashes	N/A	✓
Countertops	N/A	
Pool Linings	N/A	

A DCOF value of ≥0.42 is the standard for tiles specified for level interior spaces expected to be walked upon when wet, as stated in ANSI A137.1-A326.3. For more information about DCOF and the DCOF Acu Test.

APPLICATION NOTES:

Suitable for exterior applications in freezing and non-freezing climates, when proper installation methods are followed.

TRIM

Type	Number	Size	Pieces/ Carton
 Floor Bullnose	P-43F9	3 x 24	10

INSTALLATION

Grout Joint Recommendation

Shade Variation

Floor: 1/8" (3/16" when multiple sizes are installed in a modular pattern, and/or when installing tile with a length 15" or greater in a staggered brick-joint pattern; overlap should not exceed 33%.)

 High (V3)

PERFORMANCE CHARACTERISTICS

	ASTM#	Result
Water Absorption	C373	< 0.5%
Breaking Strength	C648	> 275 lbs
Scratch Hardness	MOHS	7.0
Chemical Resistance	C650	Resistant

For additional information on test results, visit us at: www.grupponueva.in

DURABILITY

Floor Surface Wear Resistance

1 Residential Bathrooms	③ All Residential / Light Commercial
2 All Residential Areas	4 All Residential / Commercial

NOTES

Since there are variations in all fired ceramic and natural products, tile and trim supplied for your particular installation may not match samples. Final confirmation should be made from actual tiles and trim prior to installation. Manufactured in accordance with ANSI A137.1 Standards.

Not for use on ramps. Water, oil, grease, improper drainage and certain footwear can create slippery conditions. Floor applications expected to be exposed to these conditions require extra caution in product selection.

For additional information refer to Factors to Consider at: www.grupponueva.in

Special consideration needs to be given when installing tiles greater than 15 inches. Please refer to daltile.com/Large Tiles for more information.

Manufacturer Advisory: All tile is measured by the DCOF Acu Test method. Tiles with DCOF values <0.42 are not recommended for use in areas with wet or slippery conditions. For more information, see ANSI standard A137.1 section 6.2.2.1.10, available at www.grupponueva.in

Use of a latex modified thin-set is recommended for installation. For more information, visit



All or select items within this series meet the requirements for these qualifications. For more information, visit www.grupponueva.com

GruppoNueva™

8-A, Lakhdhipur Road, Beside Narmada Canal, Morbi,
Gujarat 363 642



+91 7777040468



www.grupponueva.com



hello@grupponueva.com